

## Wirral Domestic Abuse JSNA (June 2025)

### Police Crime Data related to Domestic Abuse (April 2024 to March 2025)

#### Headlines

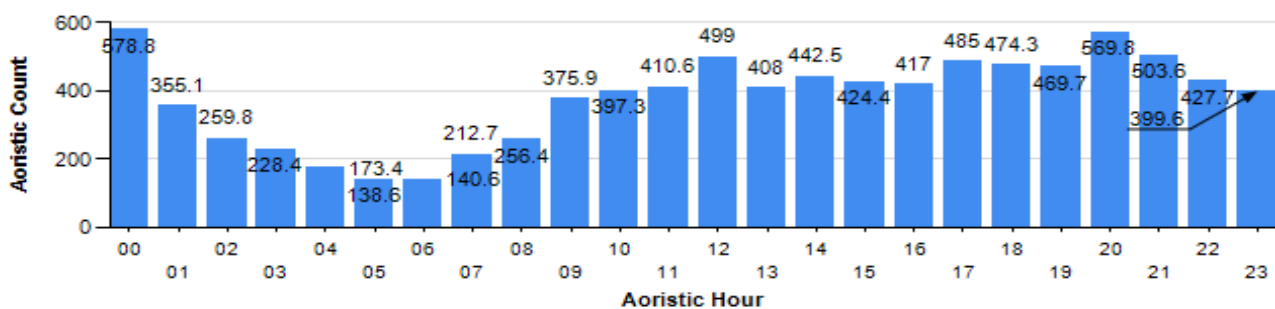
- In 14 months to April 2025 the highest recorded offences related to DA were
  - o Violence Without Injury - 34% (n~1544)
  - o Stalking and Harassment - 29% (n~1306)
  - o Violence With Injury - 17% (n~757)
- For 12 months to March 2025 the headlines in terms of **characteristics of the victim**
  - o For female victims
    - The highest was females aged 26-40 years (1441),
    - Then 41-59 years (n~1006) and
    - 18 to 25 years (n~544)
    - DA was recorded across all groups with the balance across all other ages (15 to 70+ years) totalled 376.
  - o For male victims, this mirrored female victims, with
    - Males aged 26-40 years (n~416),
    - then 41-59 years (n~364) and
    - 18 to 25 years (n~125).
    - DA was recorded across all groups with the balance across all other ages (15 to 70+ years) totalled 163.
  - o In terms of ethnicity relating to victims of DA, this was recorded across all age groups, the highest being
    - White (North European (police method)) with 86% (n~3852).
    - For ethnicity by age bands, it was highest in 26-40 groups, for both female victims (1235) and males (364)
- For 12 months to March 2025 the headlines in terms of **characteristics of the offender**
  - o For male offenders,
    - The highest numbers of male offenders were aged
      - 26-40 years (1366), then
      - 41-59 years (969) and
      - 18 to 25 years (480).
    - DA was recorded across all groups with the balance across all other ages (15 to 70+ years) totalled 311.
  - o For female offenders,
    - The highest numbers for females offenders were aged
      - 26-40 years (414), then

- 41-59 years (329) and
- 18 to 25 years (201).
- DA was recorded across all groups with the balance across all other ages (15 to 70+ years) totalled 132.
- In terms of ethnicity relating to offenders of DA, this was recorded across all age groups, the highest being
  - White (North European (police method)) with 88% (n~3700) of all domestic abuse victims.
  - For ethnicity by age bands, it was highest in 26-40 groups, for both female victims (368) and male victims (1239)

## Considering Domestic Abuse time, day, and month (April 2024 to March 2025)

### Headlines (by time)

- Highest recordings of domestic abuse crime by times are later evening, midnight
- Case numbers appear similar from midday into the evening, with a spike at 8.00pm, slowly reducing until a second spike at midnight



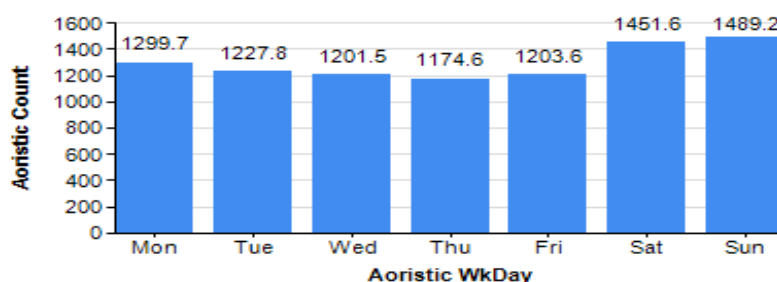
Source: Merseyside Police (2025)

Note: The likely times offences have occurred (created using aoristic proportioning)

Aoristic proportioning refers to a method used in crime analysis to estimate the probable timing of events when the exact time is unknown. It is part of aoristic analysis, which deals with temporal uncertainty—especially useful in cases like burglaries where the victim only knows a time range during which the crime could have occurred.

### Headlines (by day) (April 2024 – March 2025)

- Highest recordings of Domestic Abuse crime are at the weekend – Saturday and Sunday
- Data suggests that between Monday and Friday are similar

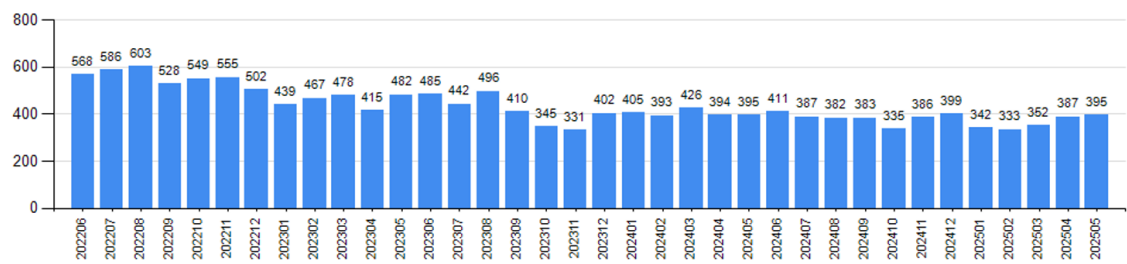


Source: Merseyside Police (2025)

Headlines (by month) (June 2022 to May 2025)

- In the graph below, there is a slowly reducing number of reported domestic abuse cases over the 3-year period.
- Data suggests that the month of August in 2022 and 2024 seems to have additional contacts, there could be a number of reasons for this such as holiday period. This could be explored further

The 3 year trend of DA by month reported:



Source: Merseyside Police (2025)